

# Spind® 6

**FLOOR GULLY / TRAP**



**Think of Floor Trap,  
Think of Spind**


**anti smell**  
THE END TO YOUR  
*Sightmare*  
**anti insect**




SP-PG002 (ESPRIT)




SP-SG001 (ELISE)



SP-SG003 (SUN)



SP-SG008 (MIRANDA)



SP-STH001 (SQUARETILE)




SP-SG004 (NEPTURE)



SP-SG009 (MIMAS)



SP-SG007 (MERCURY)



SP-SG005 (VENUS)



SP-SG006 (MARS)

# PARTS & COMBINATIONS

- Grating
- Collar
- Sleeve/Gully Body
- Bell Cap
- Bowl
- 50mm or 82mm Bottom outlet  $\varnothing$

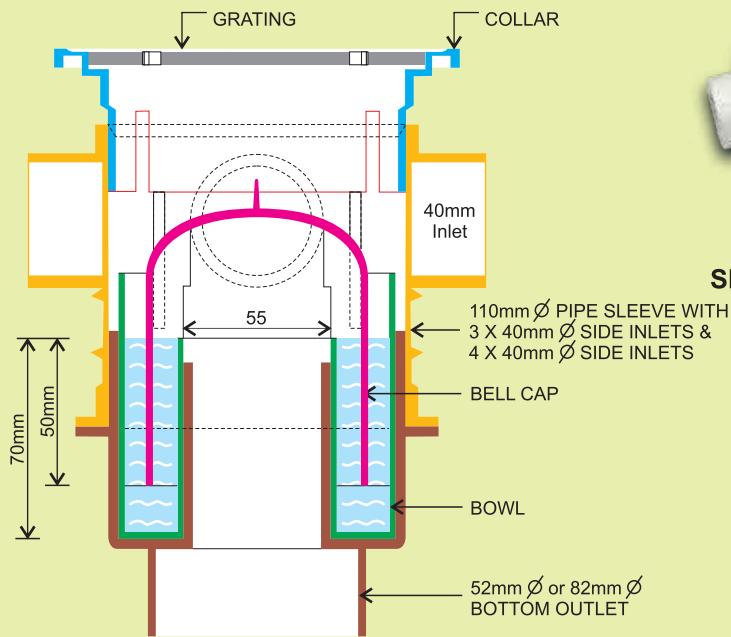
Flow Rate tested to be in excess of 75 litres/min (1.25 litres/sec)  
 [Min. Flow Rate to BS EN1253-1: 2003 48 litres/min (0.8 litres/sec)]



Bowl



Bell Cap



Sleeve/Gully Body

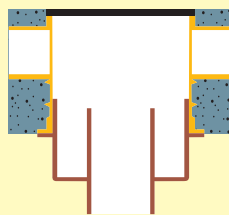


50mm or 82mm Bottom outlet  $\varnothing$

## EASY INSTALLATION

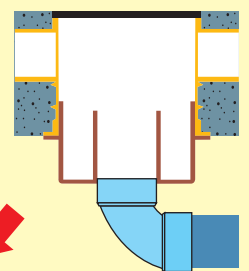
### STEP 1

Pipe Sleaving / Body Cast in concrete with additional of block cap to prevent excess concrete from falling into sleeve. After concrete Slab Curing, form work removed and joining of Bottom Outlet (2" / 3")



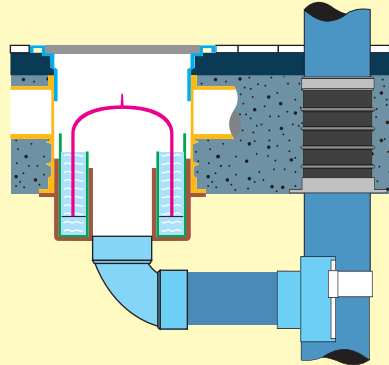
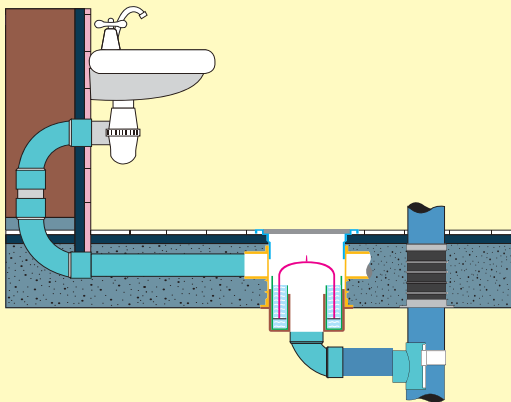
### STEP 2

Joining of the Bottom outlet (2" / 3") to a bend for direct connection or Tee for other connections by means of solvent cement.



### STEP 3

With the black cap removed, cement secreteing is applied after water proofing to allow for leveling & tile laying. Cut the collar/add extension piece to suit tilling work. Drop in bowl with bell cap into trap. Lock grating into collar to complete installation.



## ADVANTAGES

- Easy Installation** : All parts are modular in design as to allow for easy joining.
- Cost Saving** : **Spind** Floor Gully/Trap completed with 3 x 40mm  $\varnothing$  and 4 x 40mm  $\varnothing$  side Inlets & air-cond adaptor can be installed at minimum thickness 110mm thick concrete slab.
- Function** : The water seal at the bowl and bell cap placed below of side inlets/body pipe sleeve to prevent odours and insects from entering back to premises unit. The bowl usage can collect debris for easy maintenance.
- Easy Maintenance** : Just unlock the grating and removing the bowl & bell cap to clean out the debris.
- Hygienic** : Anti-odours, insects & rats.

Authorised Dealer:

**Spind** MALAYSIA SDN BHD (Co. No. 348122-P)

No. 38, Jalan Utama 1/2, Taman Perindustrian Puchong Utama,  
 47130 Puchong, Selangor D.E., Malaysia.

Tel: +603-8060 5500 / 0604 Fax: +603-8060 5511  
 Email: info@spind.com.my Website: www.spind.com.my