

# Spind® SF

## SIDE FLOW FLOOR GULLY/TRAP



**Spind Side Flow** Floor traps are integral part of all buildings in their usage as a waste water discharge system that will trap dirt from entering the SWV pipe and at the same time providing a trap seal to prevent foul gases, rodents and insects from entering back into buildings.

Conventional floor traps usage in our current situation warrants us to clean or dislodge any blockage in trap from the floor below, which will cause inconvenience and its messy installation will deprive head room in toilets.

Spind is proud to present our fully cast in slab design trap that will overcome all these drawbacks and can be easily accessed and cleaned from the top.

Our design allows the basin or kitchen sink to be connected directly to trap. The trap itself has a 2" outlet that is more than sufficient to allow for flow rates in bathrooms.

## Grating Option:



**Spind Mini Standard**  
Plastic Grating & collar  
Collar: Upvc or ABS Plastic  
Grating: Upvc or ABS Plastic  
Locking: 4 screws SS304  
(Anti-Vandalism)



**Spind Mini Stainless Steel Grating & Plastic Chrome Collar**  
Collar: Upvc or ABS Plastic Chrome  
Grating: Stainless Steel SS304  
Locking: 4 screws SS304  
(Anti-Vandalism)



**Spind Mars Stainless Steel Grating & Collar**  
Collar: 1.0mm SS 304  
Grating: 2.0 mm SS304  
(With Lock)



**Spind Esprit**  
Plastic Grating & Collar  
Collar: Upvc or ABS Plastic  
Grating: Upvc or ABS Plastic  
(With Twist Lock function)



**Spind Mini (NEW)**  
Stainless Steel Grating & Plastic Chrome Collar  
Collar: Upvc or ABS Plastic Chrome  
Grating: Stainless Steel SS304



**\*Spind Neptune**  
Plastic Grating & Collar  
Collar: Upvc or ABS Plastic  
Grating: Upvc or ABS Plastic  
(With Twist Lock function)



**Spind Plastic Square Tile Holder**  
Collar: Upvc or ABS Plastic  
Holder: Upvc or ABS Plastic



**Spind Stainless Steel Square Tile Holder (6"X6")**  
Collar: SS 304  
Holder: SS 304  
Base: Upvc or ABS Plastic

## Advantages

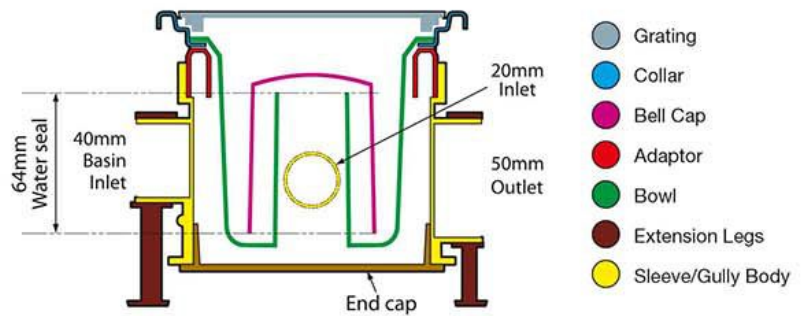


- Easy Installation** : All parts are modular in design as to allow easy jointing.
- Top Cleaning** : No more getting costly plumber to clean floor trap from floor below in event of blockage. All cleaning can be done from your own unit.
- Easy Maintenance** : Just unlock the grating and remove the bowl to clean the debris.
- Space Saving** : All floor trap body parts are totally embedded into the cement slab hence no messy traps hanging down from ceiling. Eventually, the need to have service access is eliminated and higher ceiling is achieved.
- Leakage Prevention** : SPIND pipe sleeve & pipe sleeve with 40mm inlets are designed to eliminate seepage of water normally associated with non-conforming pipe sleeves.
- Cost Saving** : Less fittings & pipe is needed to complete piping work as it's a direct discharge system.
- Multiple Applications** : Suitable to be used at balcony and bathroom area with single discharge connection direct to main stack.
- Hygienic** : **Anti odours, insects & rodents.**

## Parts & Combinations



**SPIND Side Flow** with 50mm (2 inch) outlet for fully cast in concrete slab design



Connection of Air-Condition drain pipe must be connected by using SPIND Special Design 20mm U-Bend with Bush. Discharge of Air-Condition drain pipe into floor trap may cause condensation on the floor trap base or on pipe leading to stack. Proper insulation with use of inflex is recommended to prevent this problem.



**Flow Rate tested to be in excess of 70 litres/min (1.17 litre/sec)**

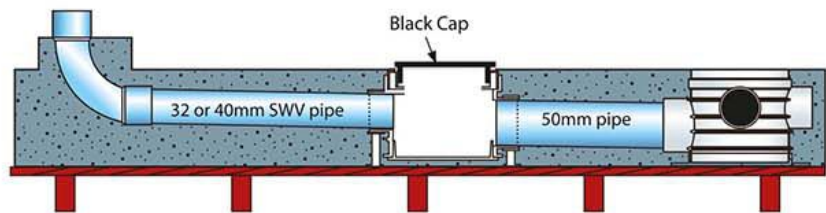
**Min. Flow Rate to BS EN1253: 48 litres/min (0.8 litre/sec)**

*\*Based on Spind IV Standard Grating.*

## Easy Installation

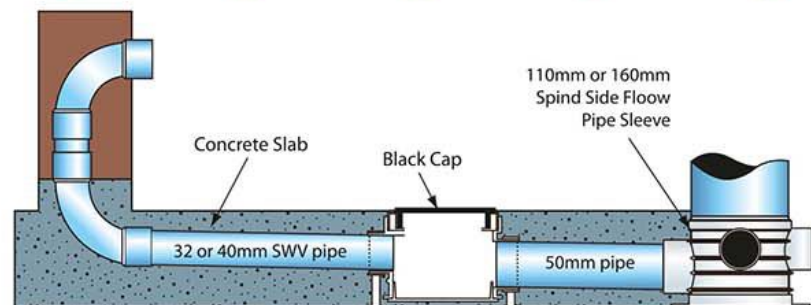
### STEP 1

Place the trap in position required by screwing down to formwork and connect trap to 110mm or 160mm pipe sleeve with a 50mm pipe. If necessary you may also connect basin or kitchen sink to trap. Air-cond connection must be assembled with a special designed U-bend (optional).



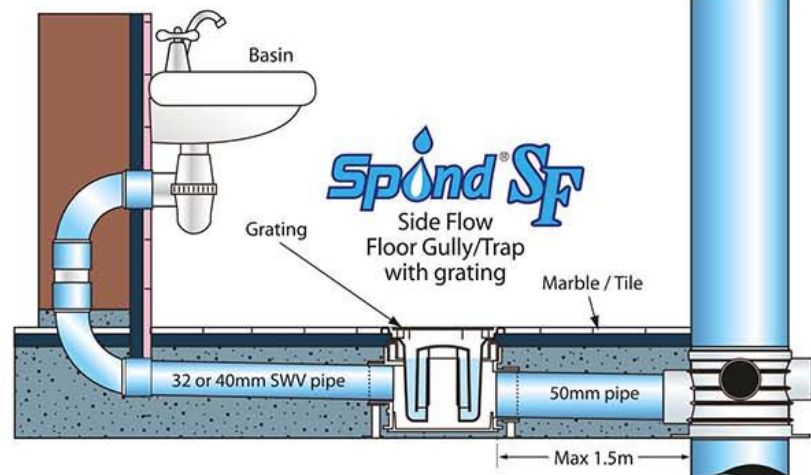
### STEP 2

After the concreting is complete, add pipe to length to cater for basin or kitchen sink connection.



### STEP 3

Place in plastic or stainless steel grating and collar with built-in water seal trap (64mm) to complete installation and easy cleaning in future. A neat and clean below the slab ceiling allows for more headroom in toilets or entrance from main door in double storey houses. No more messy box up.



## Connection Methods


### Option 1: Body to pipe sleeve design

Floor trap body is slightly raised from bottom to allow trap to be completely cast in slab with clean and neat finish at bottom.

### Option 2: Pipe sleeve to pipe sleeve design

This design allows the bottom of floor trap to be left open after concreting work. Any debris dropping or falling into trap during construction will fall through without getting blocked. The bottom will be capped off with an end cap after all finishes has been completed. Clean up and keep neat bottom without any messy protruding pipe.

**Note:** The limit of distance for SF connection to main stack is maximum 1.5m for 125mm thick concrete slab. For connection exceeding 1.5m distance, please refer to Spind Malaysia Sdn Bhd for advice.




## Site Photo





## Regconition





# Spind<sup>®</sup>



## Company overview

A professionally managed company, SPIND MALAYSIA SDN. BHD. is a strong contender with experience and expertise to bring new and innovative products to our highly competitive building industry. Based on fundamentals of integrity, good business ethics and simple business strategy we are well established to forge new business ventures with partners in marketing, distribution and sales.

A highly trained and experienced team of dedicated technicians and marketing staff with proficient background in plumbing industry is on hand to serve our esteemed customers.

Quality is the main focus of our company and therefore with this in mind all products manufactured and distributed by our company is checked and verified by our in-house testing and quality control department to ensure a flawless product reaching our customers.

Customer satisfaction in terms of quality, ease of use and reliability will ensure that our products will always stand above the rest.

**Spind Malaysia Sdn. Bhd.** (co. No. 348122-P)

Add : No. 38, Jalan Utama 1/2,  
Taman Perindustrian Puchong Utama,  
47130 Puchong, Selangor D.E., Malaysia.

Tel : +603-8060 5500 / 0604 Fax : +603-8060 5511  
Email : info@spind.com.my Website : www.spind.com.my



fb.com/spindmalaysia



@spindmalaysia

